



Inclusive Living | BY **HÄFELE**

INTRODUCING INCLUSIVE LIVING

By Häfele

The term 'inclusive' has evolved significantly since Häfele began helping people make the most of their home environment 100 years ago. The understanding that people themselves are not disabled, but that environments are disabling, has changed the focus to design that creates accessibility for all. This means that no longer is the focus solely on wheelchair users, but incorporates design to support those with visual, sensory, motor, neurological or cognitive impairments for example, as well as supporting future-proofing of environments that can maximise independent activity in the long-term.

Therefore, it is not often that a 'one size fits all' design will facilitate a truly inclusive design package. It is important to understand the customer, their specific design needs and how they engage in activity.

Häfele's Inclusive Living range brings together a collection of high-quality products and components that support this inclusive value, from height adjusting and space generating, through to creation of colour contrast and task lighting packages.

Häfele also understands the importance of aesthetics, with customers wanting design options that suit their personal choice and personality rather than clinical and sterile, therefore the collection delivers products that are stylish, whilst meeting the needs of the individual and the environment in which they live, work, or engage in.



INCLUSIVE KITCHENS

The kitchen is a space regularly referred to as the 'hub of the home', yet so often overlooked from a design perspective. Kitchens should be stylish yet functional and truly accessible for all.

Consider task lighting, for those with a visual impairment, taking note of the distance between object and light, as halving the distance increases visual sharpness by three times.

For future proofing, or for someone with dementia or confusion/disorientation, consider the use of colour, with particular reference to colour contrast and the Light Reflectance Value (LRV) differences to create clear distinctions between spaces and in particular the room boundaries.

Ensure that wheelchair-accessible design reflects how the individual uses the space - this will be unique for everyone, and how they access each element of the task, not just the 'whole task'.

Access to an accessible kitchen space and the activity it facilitates is a legislative right. Häfele is committed to making this a reality and the products within this range put that value into practice.



WORKTOPS THAT ADJUST TO YOU

Flexi Electric / Flexi Manual / Flexi Corner



Two separate benchtops giving two different heights in the kitchen for two people.



ROPOX leg covers and concealment panels hide fittings from view, leaving a clean finish.

THE WORKTOP REACHES NEW HEIGHTS

ROPOX worktop frames

Having the worktop adjusted to the perfect height, makes a big difference for each activity. Different heights are required to knead dough, stir pots, chop vegetables or wash up.

It's a huge advantage to be able to adjust the worktop height – whether standing or seated, promoting self-sufficiency and optimal working conditions in the kitchen. What's more, our solutions offer seated users more leg space and the freedom to move around with ease.



- > Flexi Electric is optimal for frequent and independent use.
- > Flexi Manual for less frequent adjustment.
- > Ideal for private homes, schools, training kitchens, nursing homes, workplace etc.
- > All types of kitchen benchtops can be fitted to the frames in lengths from 800 – 3000 mm.
- > Flexi Corner suits single person use and can be any size up to 3000 x 3000 mm.
- > Sinks and cooktops can be integrated in the benchtop.
- > Easy to adjust in height, manually or electronically.
- > Concealment panels can hide the legs and plumbing, or use leg covers for extra access space.
- > For added safety we always recommend safety stops for electric systems to avoid the risk of trapping.
- > Weight capacity is ≤150kg when evenly distributed
- > Bench adjustability height of 300 mm



WALL CABINETS THAT COME TO YOU

ROPOX wall cabinets

Our goal is to make it easy to see and reach everything in all wall cabinets – the solution you choose, will depend on ability to reach when either standing or seated. Maybe straight up/down movement which brings everything into reach, or to make things even easier the diagonal brings the whole cabinet to the front of the benchtop, moving over the kettle, toaster or tap and a simple push of a button will adjust the height. All fixings are concealed for a hidden and neat installation which means no unsightly brackets etc.

Safety stop plates beneath the units ensure nothing is trapped between the unit and benchtop. Again, the needs and situation decide what's best. Together, we can find the perfect solution!




CABINETS THAT ADJUST TO YOU

Vertilnside



- > Installed inside the fixed cabinet (standard widths between 400 - 1000 mm).
- > An excellent retrofit solution for existing units.
- > Completely concealed fixings.
- > Downward adjustment by 495 mm.
- > Designed for loads of up to 80 kg.
- > Height adjustable shelves.
- > Optional lighting can be integrated in bottom safety stop plate.

Diagonally



- > Diagonal adjustment - downward 430 mm, forward 180 mm.
- > Completely concealed fixings.
- > Frame depth only 115 mm.
- > Frames available for cabinet widths from 400 - 1200 and 1400 - 1800 mm.
- > Designed for loads up to 120 - 220 kg.
- > Optional lighting can be integrated in bottom safety stop plate.

Support Brackets



- > Brackets enable stepped height adjustment of wall cabinets for very occasional adjustment. Cabinets are lifted off and placed at another height.
- > Completely concealed fixings.
- > Height adjustment of cabinets in intervals of 42 mm, technician required.
- > Designed for loads of up to 90 kg.



KEEPING SURFACES MOBILE AND ADJUSTABLE

ROPOX 4Single frame

- > Available in any size up to 2000 x 3000 mm
- > Available to special order only
- > Any worktop material is easily mounted on the adjustable frame
- > 4Single is extremely stable even at highest position
- > Height adjustment by manual handle or press pad
- > A hob or sink can easily be inset into the worktop
- > 4Single is available with brake wheels and can easily be moved around a room
- > Electric version may be supplied with a safety strip
- > A frame can be made to suit the size of an existing worktop or tabletop
- > Battery option and colour match available



SAFETY IN FOCUS



We recommend safety stop plates below all Ropox wall cabinets to avoid risk of trapping. For further safety, wall cabinets can be connected to worktop frames via Ropox Smartboxes to avoid the trapping risk between wall cabinets and worktops, particularly when the worktops are moved up.



Control switch - For adjustment of worktop and/or cupboard height. Included with control box. Buttons are easy to read and operate



Ropox Smartboxes can avoid the trapping risk between height adjustable worktops installed next to each other. It's important that the side and front fascias have no worktop overhanging.



Ropox safety strips ensure that worktops don't just stop, but reverse their movements immediately when activated.



KITCHEN ACCESSORIES

Accessible functionality

Functionality in the kitchen shouldn't be limited to just one aspect. Ensure that an inclusive design reflects how the individual uses the space - this will be unique for everyone, and how they access each element of the task, not just the 'whole task'.

With the right kitchen accessory you can increase the usability and accessibility of stored items, from a blind corner cupboard to the tall pull-out pantry.



KITCHEN ACCESSORIES

Planero Tal Gate Pro



- > With capacity of up to 100kg within a narrow cupboard the Dispensa pantry with its full extension runner system provides easy access and organisation in a small space.
- > Shelves are height adjustable.

VS Envi Space XX Pro



- > Our extensive range of pull out waste bins provide endless solutions for your kitchen.
- > Recycling in the home made easy with a variety of bin separation options to suit requirements
- > Bin containers with easy to use handles make sorting and carrying the waste nice and simple
- > Why not try and a bin with shelf to use that extra space for stowing away bin liners, and dustpan and brush?

VS Cornerstone Maxx



- > The Cornerstone Maxx allows for maximum use of the blind corner cabinet over a large surface area.
- > Height adjustment of shelves possible.
- > Independently operating shelves allow easy access to stored items.

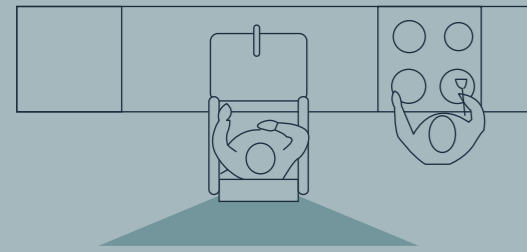
Atim pull out products



- > Transformable systems for inclusive spaces.
- > With a wide range of possible options, Atim products can be used to adapt spaces and make the best use of your space.

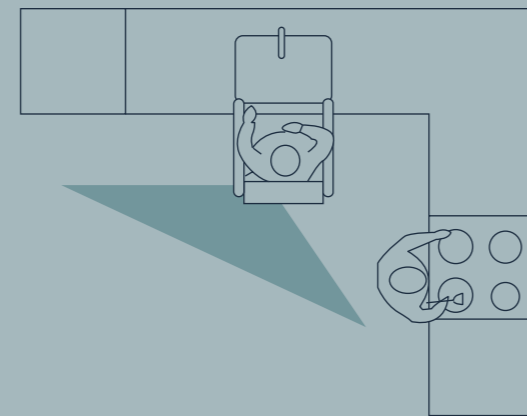
IDEAL KITCHEN LAYOUTS

Straight kitchen



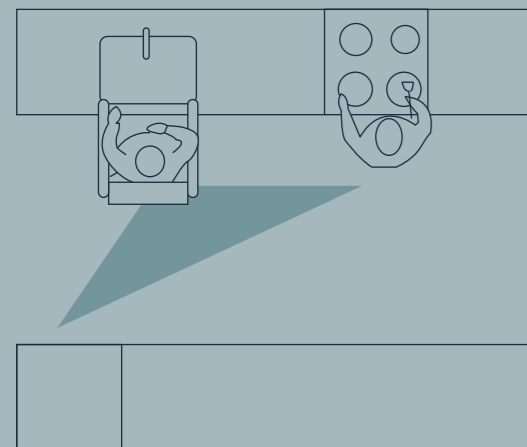
- > Two people can work next to each other.
- > Plenty of space for assistance.

L-Shaped kitchen



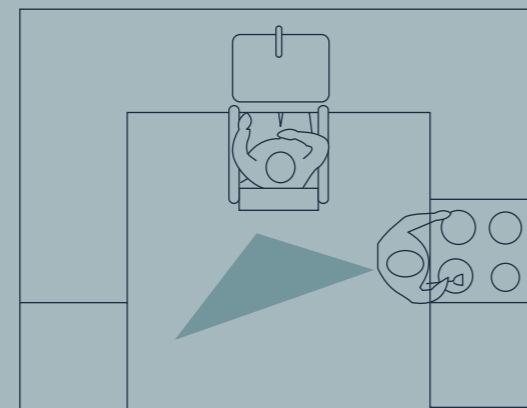
- > Seated and standing users could have independent work stations.
- > Easy wheelchair access.
- > Preparation area allows reach to sink and cooktop for easy movement without moving position.

Galley kitchen



- > People with mobility impairments can lean on benchtops on two sides.
- > Two independent work places.
- > Sink and cooking section should be installed on same side.
- > May be difficult for wheelchair turning and movement.

U-Shaped kitchen



- > Objects can be pushed along the entire benchtop.
- > Easy wheelchair access.
- > Greater distances to cover between appliances.



LOOX LED LIGHTING

Lighting made easy

Lighting can be used to effectively impact or reflect the mood or aesthetic of a particular space but is also crucial as part of inclusive or accessible design. Task lighting, and how a space is illuminated can make such a difference to the user and can support with making the difference between disability or independence, so whether using Häfele strip lighting, spot lighting or pendant lighting, as well as the luminescence, consider the impact on visual acuity, shadowing, and reflection, as well as the overall appearance.

Loox lighting is an incredibly simple, modular plug-and-play system that makes it easier than ever to integrate LED lighting into any design. Consider combining with both our Häfele to Order service where we will we'll cut, assemble, test, pack and ship your desired lighting strip size and profile to size, or our Lighting Design Service where our team will create a bespoke lighting layout, product list and priced quote on your behalf, all free of charge.



DECORATIVE HANDLES

Furniture Handles

Häfele offer a wide range of handles, knobs, and profile systems to meet all design, aesthetic, and functional needs. It is important to consider the customer's needs, how they access fixtures such as cupboards or appliances and whether they have any fine motor difficulties which mean their grip, or grip strength is limited. Although appearance is important, not considering the personal, client-centred needs renders the space inaccessible and unfit for purpose. Häfele's range facilitates inclusive design and empowers users to remain active and independent, whilst still keeping your cabinets looking beautiful.



VERSATILE AND UNIVERSAL

Matrix by Häfele

With a premium full extension runner at the heart of the system, the Matrix drawer range offers elegant movement and smooth operation.

Covered by the Häfele Lifetime Guarantee of up to 25 years, Matrix is built to last, so you can have confidence in the quality of every single drawer box.

With three box systems, you're sure to find the solution for your design and you can even save time with the range of preassembled options - just add a drawer front.





SURFACES

Worktops / AluSplash

Contrast the worktops with cabinet doors and handles to enable people to locate themselves within their surroundings and avoid accidental injury from edges

- > Keep this in mind when selecting doors, worktops, floor and wall colourings as it can help to ease navigation further by having a high contrast.
- > Bear in mind that as we age, people experience colour in a more washed-out perspective and find blues, greens and purples harder to identify
- > Remember lighting can play an important role in how different colours and combinations of colours are seen and experienced so keep this in mind as you design



SINKS & TAPS

Accessible functionality

Whether you are looking for a classic ceramic or functional stainless steel sink, we have something stunning to suit your latest kitchen design, then compliment it with one of our kitchen taps. We have a wide range including mixer taps, single levers, pull out sprayers, hot and filtered water taps.

Always consider assessing the needs of the individual often in the context of a multiuser family home when choosing a tap to suit everyone's needs, for example a hot tap makes it easier and safer to make a hot drink and ready to drink filtered water make keeping refreshed an easy task.





COURAGE AND OPTIMISM

1923. The year of hyperinflation in Germany. Which meant that you needed to be prepared to take risks in order to establish a start-up. Adolf Häfele was willing to risk it – for he was convinced that his business idea would be successful.

PART OF THE HÄFELE DNA FOR 100 YEARS.

In January 1923, you could exchange a US dollar for 17,000 Marks, in July it was 353,000 Marks, and in December it was worth 4,200,000,000,000 Marks.

At its peak, hyperinflation became ludicrous... employees picked up their weekly pay in wheelbarrows, since paper money was now being paid out by the sackful. An entire generation of German savers saw their wealth completely eroded within a very short period of time.

(Süddeutsche Zeitung, 02.01.2023)

Adolf Häfele (centre) and employees in their shop for "Products from the hardware and tool industry"



Courage and optimism also abound in 2023: The third generation share-holders, Sibylle Thierer, Martin Häfele, Ingrid Schuster, Klaus-Peter Thierer, Ellen Wolf, Uschi Krupp, Uli Häfele (from left to right)



100 YEARS of service

Service and how we innovate through it has always been the key to our success over the past 100 years, from the realisation of an idea of providing "Products for the hardware and tool industry", state of the art warehousing and distribution, our first catalogue in 1943, the pioneering exhibition bus in the mid 60s, product development and manufacturing to meet the needs of the continuously changing manufacturing industry, opening in markets across the globe to offer our services worldwide.

We have been there for our customers ensuring we are always thinking ahead and will continue to support by innovating so that we remain the ideal partner for our customers.



SLIDING & FOLDING

Door solutions

Traditional hung doors can sometimes be difficult to manoeuvre through, especially for wheelchair users, due to the back and forth movement required to open. Sliding doors can help to eliminate this challenge by sliding to create a completely clear opening – allowing for quick and easy access from room to room.

In addition to this, sliding and pocket door systems take up around 1270 mm less operating space per door and so can create more usable space as well as an unobstructed entrance. Upgrading to an automated sliding door system can also offer many benefits for access with doors opening at the push of a button, remote control or motion sensor.

When specifying any sliding doors always be aware of where the track sits as this can create a threshold that may be difficult to pass over or be a potential trip hazard. Opting for a top track may eliminate this issue.



CASE STUDY

Bespoke Trade Kitchens – redefining accessibility with Häfele’s Ropox solutions

When it comes to creating adaptive spaces, customers like Bespoke Trade Kitchens – a Leicester-based business specialising in quality kitchen solutions – continue to explore how best to meet the needs of all kitchen users. On a mission to create their first accessible, multi-functional showroom, the business partnered with Häfele to transform their existing display into a space that caters to the diverse needs and abilities of all customers.

Bespoke Trade Kitchens designer Jacob Smith also played a pivotal role in this transformation. His personal story of a life-changing accident, which now requires him to use a wheelchair, ignited his passion for raising awareness around accessibility – providing valuable insights into the challenges faced by individuals with mobility limitations.

The challenge: reimagining the accessible kitchen

Addressing issues such as limited mobility and wheelchair access, the primary challenge of Bespoke Trade Kitchens was to ensure that the showroom was accessible to customers with varying physical abilities. From wheelchair users seeking easy access to storage cupboards, to children requiring low-level worktop space, the business’s vision centred around re-defining the accessible kitchen into something multi-functional and multi-generational – to be enjoyed by family and friends of all ages and all abilities.



The solution: Häfele x Ropox

Working closely with the design team from start to finish, Häfele provided a range of solutions to help Bespoke Trade Kitchens create their first inclusive showroom – from easy-to-reach cabinets to pull-out shelving.

Installing the Ropox height-adjustable worktop system, height-adjustable stovetop area and adjustable shelving for wall units, Bespoke Trade Kitchens were able to realise a unique design that re-defined everyday access within the kitchen environment.

While Ropox was integrated to demonstrate the functionality of accessible kitchen design, Bespoke Trade Kitchens were also able to create a space that was both practical and aesthetically pleasing: a kitchen for all users to be proud of.



“They may look complicated at first, but the products do an amazing job at giving both me and our customers more independence.”

– JACOB SMITH,
Bespoke Trade Kitchens



Images 4-8: Bespoke Trade Kitchens Designer Jacob Smith with Leicester Tigers Wheelchair Rugby player Jane Henderson

Images 1-3: Häfele Team Assist with Bespoke Trade Kitchens Designer Jacob Smith

Inclusive Living | BY HÄFELE

732.04.316 INCLUSIVE LIVING - 11.2023

Häfele UK Ltd. | Swift Valley Industrial Estate | Rugby | Warwickshire | CV21 1RD | Registered in England No. 1486136

Phone: 0800 171 2909 | **Fax:** 01788 544440 | **Email:** info@hafele.co.uk | **Technical:** 0800 171 2908

www.hafele.co.uk



*Discover our
full range*