

# Electronic Security and Access Control

Uniclass	
L762/3	
CI/SfB	
(68)	X

June 2007



Order online at  
[www.hafele.co.uk](http://www.hafele.co.uk)

**HÄFELE**  
FINDING BETTER WAYS

# Electronic Security and Access Control



Dear Customer,

Welcome to your Häfele catalogue for Electronic Security and Access Control, a collection of some of the latest and most innovative fittings and products the industry has to offer. This new range, specially selected for the UK market, is a welcome addition to our proven range of Furniture and Hardware Fittings and Architectural Ironmongery.

Technical advice and customer service remains our focus and details of how to contact us can be found on the following pages. Our website is updated weekly, highlighting new products and special offers, at [www.hafele.co.uk](http://www.hafele.co.uk), where you can of course order day or night.

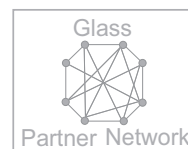
Because the range of fittings we offer is so comprehensive we have, at Häfele, a Specialist Sales Team to give you expert advice and service. Many members of this team are Dip GAI certificate holders and have years of experience supplying the industry. We offer a comprehensive **free** scheduling service, a **free** recommendation and quotation service for all our systems and technical advice.

It is our constant aim to bring only the best our company can offer to you, our customer. In pursuit of this objective we have a team who care about their work, our products and more importantly your needs and your projects. Should you wish to send us your comments or suggestions, our Architectural Ironmongery and Security Department will be pleased to hear from you at [ai@hafele.co.uk](mailto:ai@hafele.co.uk).

Thank you for your continuing support.

Yours sincerely,

Garry Marlow  
Managing Director



## Head office

Our National Distribution centre is at Head Office in Rugby, Warwickshire.

Telephone: 01788 542020

Fax: 01788 544440

E-mail: [info@hafele.co.uk](mailto:info@hafele.co.uk)

Address: Häfele UK Limited, Swift Valley Industrial Estate, Rugby, CV21 1RD



## Regional offices:

**Bristol regional office** - Tel: 0117 935 9645  
Häfele UK Ltd, 23 Osprey Court, Hawkfield Business Park, Whitchurch, Bristol, BS14 0BB

**London regional office** - Tel: 0208 551 8888  
Häfele UK Ltd, 23-24 Bourne Court, Southend Road, Woodford, Essex, IG8 8HD

**Manchester regional office** - Tel: 0161 745 8242  
Häfele UK Ltd, Unit 11-12, Salford Uni. Business Park, Leslie Hough Way, Salford, M6 6AJ

**Scottish regional office** - Tel: 01698 422525  
Häfele UK Ltd, Hamilton Business Park, Caird Park, Hamilton, ML3 0QA

**Welsh regional office** - Tel: 01269 831433  
Häfele UK Ltd, 1st Floor, 23B Llandeilo Road, Cross Hands, Llanelli, SA14 6NA

**Yorkshire regional office** - Tel: 01977 680388  
Häfele UK Ltd, 14A Swordfish Way, Enterprise Park, Sherburn In Elmet, Leeds, LS25 6NG

## Useful telephone numbers:

UK Head office . . . . .01788 542020

Account queries, credit control . . . . .01788 548680

Customer service, credit and returns .01788 548899

Online catalogue queries:

sales support . . . . .01788 548833

password requests and online technical support helpline  
. . . . .01788 548152

## The Complete Häfele - The Complete Source

In two volumes, the complete source for everything an architect, specifier, designer or woodworker could need.

### Supplementary catalogues

**360° Project service** - Our project specialists can advise you using their system expertise in all matters concerning architectural hardware and applications ranging from identification and access control to door fittings and intelligent interior fittings. Häfele is proven in all types of construction projects - hospitals, commercial buildings, factories, retail, residential and more.

**Essentials catalogue** - A range of specially selected products for the woodworker, joiner, facilities and maintenance worker.



## Our Specialist Sales Team

Because the range of fittings we offer is so comprehensive we have, at Häfele, a Specialist Sales Team to give you expert advice and service. Key members of the Team are Dip GAI certificate holders and have years of experience supplying the industry. We offer a comprehensive **free** scheduling service, a **free** recommendation and quotation service for all our systems, and technical advice.

If you have any queries about your order or our products please contact either the:



## Architectural Ironmongery and Security Department

based at Head Office in Rugby, Warwickshire

Telephone: 01788 548855 • Fax: 01788 548850

E-mail: ai@hafele.co.uk


or

## London Architectural Ironmongery and Security Department

based at our satellite office in London

Telephone: 0208 418 2435 • Fax: 0208 418 2439

E-mail: london.ai@hafele.co.uk



## Log on to [www.hafele.co.uk](http://www.hafele.co.uk) for

- Product information
- New products
- Technical advice
- Häfele office and staff contact details



## Order by phone, fax, E-mail, post or Internet

The more information you give us when you contact us, the easier it is for us to give you quick and accurate answers to your enquiries.

- Please tell us your Häfele account number
- Give Häfele catalogue numbers
- Give quantities as catalogued
- Check we have your correct invoicing address
- Check we have your correct delivery address

Your Häfele account number is:

Please record it here for future reference


We accept...



### To open an Account:

For a pro forma account (goods are delivered only after payment is received); either fax your letter head to 01788 548699 or go to [www.hafele.co.uk](http://www.hafele.co.uk) and fill out and send the online account opening form

For a credit account; use the account opening form supplied loose with your catalogue and complete all details requested in full.



### Our Showrooms

Situated at head office in Rugby the showrooms provide customers with the opportunity to view the many products which we stock. Both the kitchen and office furniture showrooms are refurbished regularly to reflect the content of our Complete Häfele catalogue for Furniture and Hardware fittings.

If you'd like to take a look around our showrooms please call your Sales Representative or your sales office to arrange a visit.

### Working to Standards - Health and Safety, Quality, Environmental

It is the policy of the company to strive for and maintain the highest possible standards of warehouse distribution and customer service, with the aim of achieving complete customer satisfaction for our end users, and ensuring that their needs and expectations are fulfilled in accordance with all current industry norms and legislation.

In order to meet this policy objective, the company has established an effective integrated management system, which is structured to meet the requirements of ISO 9001:2000 and ISO 14001. Quantitative targets and objectives for quality issues and environmental performance are set and reviewed annually and sound management principles and practices are applied throughout the organisation to meet commitments to Health and Safety, Quality, the Environment and a continual improvement culture.

**Note:** The paper used in this catalogue was produced by a mill which states that 66% of the wood fibre used in paper production in 2006 came from PEFC and 10% from FSC certified forests.

### Delivery Methods

**Standard delivery** - For orders processed for standard delivery, dependent on weight and volume, your order will be sent out via our 48 hour service.

**Next day delivery** - (Including timed deliveries) Details available on request.

**Collection** - After your order has been confirmed you will be sent details about how to collect your goods. 24 hour notice is required for collections. Collections can only be made from head office in Rugby, Warwickshire.

**Note:** We reserve the right to alter specifications without notice. Due to the limitations of the printing process we cannot guarantee the colour accuracy of the photographs within this catalogue. If the finish or colour is critical we advise that you request a sample first.



## Customer Service

Every aspect of the daily running of Häfele UK Ltd is calculated in terms of customer service. This is achieved by co-operation in all areas of the company, from front line sales staff to product managers, from purchasing and accounts to distribution and product information. We offer technical back up, advice and account management. Customer Service has to be top of the priority list for any company. The aim is consistency, to provide the highest possible level of service based on the requirements of the ISO standards.

## Architectural Ironmongery Sales Team

Our specialist team have years of experience and are all members of the 'Guild of Architectural Ironmongers' holding the GAI Diploma Qualification. We offer a comprehensive free scheduling service, a free recommendation and quotation service for all our systems:

Tel: 01788 548855 E-mail: ai@hafele.co.uk

London region - sales and support:

Tel: 0208 418 2435 E-mail: london.ai@hafele.co.uk

## Furniture and Hardware Fittings Sales Team

Our regional sales managers and technical representatives cover the whole country. If you would like someone to visit, just ask the sales staff in any branch giving your postal code for reference.

## Online Catalogue:

If you have a query about your order or would like a password for the online catalogue please contact us:

Sales and support

Tel: 01788 548833 E-mail: orders@hafele.co.uk

Password and online technical support

Tel: 01788 548152 E-mail: webadmin@hafele.co.uk

## Account Queries, Credit Control

If you need to discuss your account or have a query regarding your account our Accounts department will be pleased to help.

Tel: 01788 548680 E-mail: credit.control@hafele.co.uk

## Customer Service Department, Credits and Returns

If for any reason you have received an order from us and there is a problem, our Customer service department will be pleased to help:

Tel: 01788 548899 E-mail: customer.service@hafele.co.uk

Our **Conditions of Sale** and **Returns Policy** can be seen in detail on our website at [www.hafele.co.uk](http://www.hafele.co.uk)



## www.hafele.co.uk

Log-on to our web site where you will be able to find:

- contact details of head office and our satellite offices
- company policies and conditions of sale
- information on new products
- our Online Catalogue, with over 16,000 products

## The Häfele UK Online Catalogue

Anyone can log into our catalogue to view our latest product information, but only as a registered user will you be able to:

- see up to date prices
- check stock availability
- place and save orders
- bookmark your favourite products
- see all the latest promotions and special offers

## Register

To register for access to our online catalogue telephone 01788 542020 or register online at [www.hafele.co.uk](http://www.hafele.co.uk).

Once we have received your details - all we need are a Contact name, Company name, Company address and your telephone number - your unique user name and password will be sent to you by post.

## Log in

Type in the User Name and Password exactly as sent to you. If you wish to change your password, first log in using the name and password given, then click on 'Change Password' and update your details.

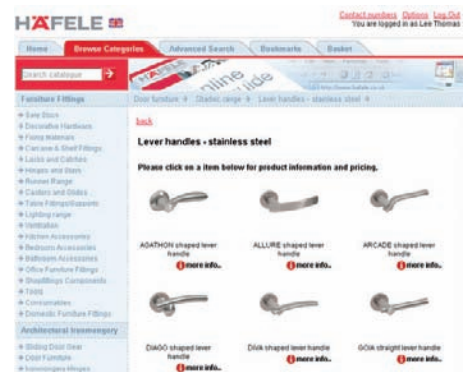
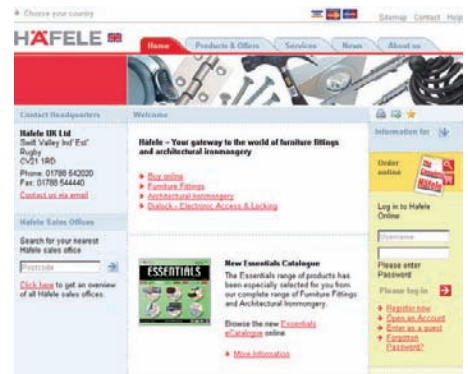
## Find a Product

There are two ways to find the product you're looking for -

**Browse** - View products by category and drill down through the sub-categories to find the product that best meets your requirements.

**Quick Search** - Search for a product using either a catalogue number or text - simply use the Quick Search box which is always at the top of the screen.

Depending on how you have configured your screen you will then see your search results either as thumbnail images or as a list. Click on the product of your choice to see detailed product information and prices.



## Order Online

Products can be added to your shopping basket either by updating the basket from within a product display or by entering catalogue numbers directly into your basket.

Customer notes can also be added to your order.

Once you are happy all details are correct simply click and send your order. Your order will then be confirmed by E-mail.

## Payment

When you place your order online you will be given the option of either paying using your credit card (for pro forma accounts) or using your Häfele account.

## We Deliver

When you place your order you will be able to choose the type of delivery you require - standard delivery, next day delivery or a collection. (Collections are only available from our head office.)

Orders processed for standard delivery will be sent out via our 48 hour service, dependent on weight and volume of the order.

## Other Features

As a registered user you will be able to bookmark products and save your placed or pending orders - making it easier to order and re-order those products you most commonly use.

## Internet Helpline

A help guide can be found online, but if you need further assistance please contact us at head office:

**Internet Sales Administrator** - for queries about an order you have placed:

Telephone: 01788 548833 (office hours only)

E-mail: [orders@hafele.co.uk](mailto:orders@hafele.co.uk)

**Web Administrator** - for password queries or general queries on how to use the online catalogue:

Telephone: 01788 548152 (office hours only)

E-mail: [webadmin@hafele.co.uk](mailto:webadmin@hafele.co.uk)

## Häfele Newsletter by E-mail

If you would like to be kept informed by E-mail of all our latest new products and promotions, please E-mail our web administrator or register online at [www.hafele.co.uk](http://www.hafele.co.uk).



Secure site facility using 128 bit SSL encryption

## We accept...



## Our Project Service

**Häfele hardware technology** can be found in many of the most prestigious and distinctive buildings in the U.K. and throughout the world.

Our reputation for providing integrated solutions that meet both designers' and architects' requirements continues to bring us into contact with new clients and projects daily.

We also work hard to develop our relationships with our valued existing partners.



*The Sony Centre, Berlin*



*Emirates Tower Hotel in Dubai*



*The Vale of Glamorgan Hotel*



*30 St Mary Axe, London*

*Photograph: Nigel Young / Foster and Partners*

**Our project support** includes furniture fittings, architectural ironmongery, versatile access control systems and interior systems. We can provide a single source of technical support and material supply to achieve an integrated solution.

Häfele is proven in all types of construction projects - hospitals, hotels, commercial buildings, factories, retail, residential, leisure complex, educational establishments, religious centres and more. For our comprehensive, free scheduling service please contact us.



*Gorbals Library, Glasgow*



*Longacre Offices, Covent Garden, using HAWA Variotec*

*Photograph: Nick Kane*

## The Complete Häfele - The Complete Source

In two volumes, over 3,000 pages combined, the complete source for everything an architect, specifier, designer or woodworker could need.

### The Complete Häfele for Architectural Ironmongery

Door Furniture

Locking and Security

Hinges

Ancillary Products

Sanitary and Disabled Fittings

Door Closers

Window Fittings

Glass Door Fittings

Straight and Folding Sliding Door Gear including HAWA Special Systems

### The Complete Häfele for Furniture and Hardware Fittings

Decorative Hardware

Fixing Materials, Connecting Fittings, Locks and Latches, Shelf Supports and Brackets

Hinges

Drawer Runners and Sliding Door Fittings

Castors, Feet, Legs and Table Fittings

Lighting and Ventilation

Domestic Furniture Fittings

Kitchen Fittings, Accessories and Appliances

Bathroom and Bedroom Fittings

Office Furniture Fittings and Accessories

Shopfitting, Display and Contract Fittings

Architectural Ironmongery

Tools and Consumables

### The Essentials Catalogue

A range of specially selected products for the woodworker, joiner, facilities and maintenance worker including a comprehensive range of Tools, Consumables and Safety Equipment

To request your copy either phone us with your details or request a catalogue online at [www.hafele.co.uk](http://www.hafele.co.uk)



...with Quantity discount prices shown for every product



## Key elements of any Access Control System:

**Power** - Some systems require batteries, others will need to be plugged or wired into the mains and connected to a transformer to deliver the correct system voltage.

**Switch** - The device used to apply/remove the electric current to make the electric lock work.

**Lock** - The locking device.

**Key** - Various technologies available depending on system used, the security device used to give authorised access.

**Safety** - Failed locked systems ensure door remains locked if power supply fails, or fail unlocked if the door is to be an exit route. Panic hardware and alarms should also be considered.

### Examples of types of power, switch, lock, key and safety to consider when choosing a system:

Power	Switch	Lock	Key	Safety
Battery	On/Off	FLC	Tag-it	Fail locked
12 V	DFT	Cam bolt	Keypad	Fail unlocked
24 V	Wall terminal	Magnetic/electric	Locca remote	Fire relay
240 V	Locca	Espagnolette	Fingerprint	Emergency exit
	Keypad	Electric strike		Green break glass unit

### Example:

#### Electronic keypad access control system with electric strike

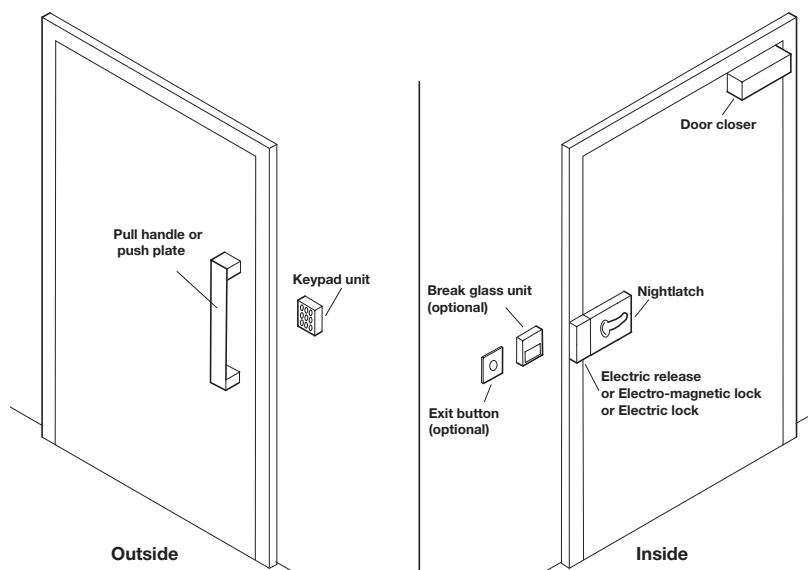
**Power** - 240 V transformer to 12 V.

**Switch** - Keypad.

**Lock** - Night latch with electric release.

**Key** - By keypad.

**Safety** - Failed locked system - ensures door remains locked if power supply fails. For safety, can exit with night latch.



### Type of power, switch, lock, key and safety for example shown above of electronic keypad access control system with electric strike:

Power	Switch	Lock	Key	Safety
Battery	On/Off	FLC	Tag-it	Fail locked
12 V	DFT	Cam bolt	Keypad	Fail unlocked
24 V	Wall terminal	Magnetic/electric	Locca remote	Fire relay
240 V	Locca	Espagnolette	Fingerprint	Emergency exit
	Keypad	Electric strike		Green break glass unit

## Notes on handing

Some products in this catalogue are 'handed', i.e. only suitable for either right hand or left hand applications, but not both. When a product is suitable for both right hand and left hand applications, we have referred to it as 'unhanded'.

**Definition of handing.** Certain locks, floor spring components, hinges, window handles, glass door patch fittings and a few sliding/folding door gears in this catalogue are handed. The terms 'right hand' and 'left hand' have proven to be ambiguous and open to interpretations, in some instances. We have therefore followed the I.S.O. (International Standards Organisation) system of handing, where appropriate, which uses the Closing direction and the Face of the Door to determine the handing of all Ironmongery fitted to that particular door.

**Closing.** If the door closes (the operative word) clockwise, the door is a 5 door. If it closes in the opposite direction, anti-clockwise, it is a 6 door.

This method is applicable to doors, windows and cupboards.

Where applicable we have stated in the part number box whether a product is suitable for clockwise or anti-clockwise closing doors, rather than stating left or right hand.

**Therefore, when specifying, it is only necessary to state:**

### 5.0. - Clockwise closing/Opening face

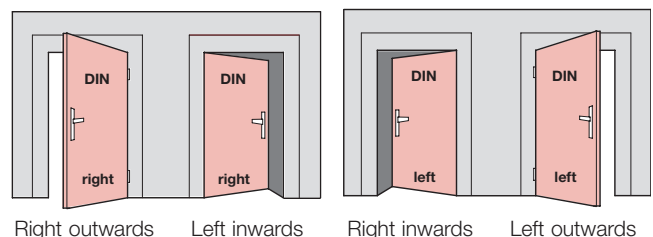
#### 5.1. - Clockwise closing/Closing face

### 6.0. - Anti-clockwise closing/Opening face

#### 6.1. - Anti-clockwise closing/Closing face

## DIN handing for locks and hinges manufactured in Europe

Although the ISO method of handing using 'closing' of door direction figures 5 or 6 will gradually be in universal use throughout the European Union, the German DIN system is still encountered. This method is based on viewing the hinge knuckle when the door is hung. This side of the door therefore determines the "hand" as illustrated by the sketches shown right.



## Key to diagram

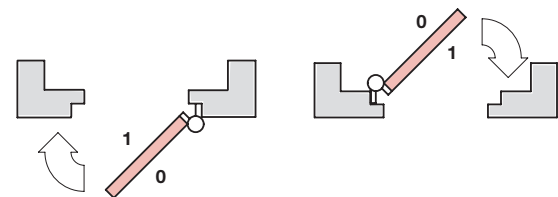
- Clockwise closing = 5.
- Opening face = 0.
- Anti-clockwise closing = 6.
- Closing face = 1.

## Example

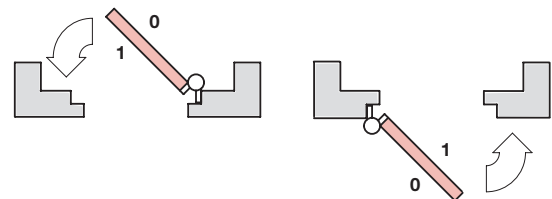
5.0./6.1.    6.0/5.1

<b>A</b> Lift off hinges		
<b>BS class</b>	8	
<b>Closing direction</b>	Clockwise	Anti-clockwise
<b>Cat. No.</b>	921.09.200	921.09.201

Packing: 1 pc



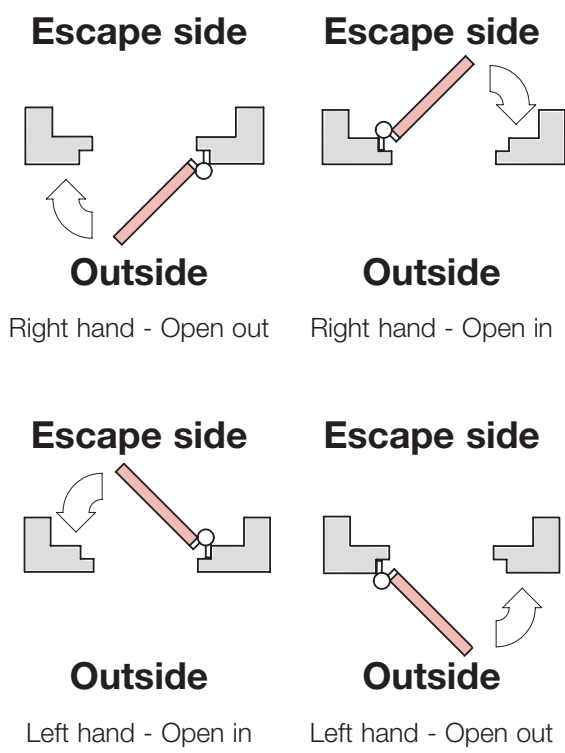
**ISO 5.0** = Clockwise closing doors / Opening face  
= Left hand hinge (RH DIN)



**ISO 6.0** = Anti-clockwise closing doors / Opening face  
= Right hand hinge (LH DIN)

### Notes on handing

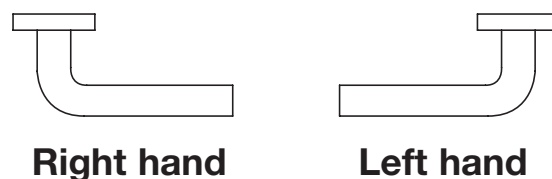
There is however a complication to the formulae shown left. Certain locks, which have split-followers, require more detailed information. These are normally escape locks and should be referred to as shown right.



### Lever handles

Lever handles generally are not handed, but when used singularly, as with mortice nightlatches, they then become handed. The diagram right shows the handing to be specified.

Bathroom lever handles, where necessary, are handed the same way, when viewed from the outside.



### Mass ranges of typical doors

This table gives a guide to typical door masses for various door types. Obviously it cannot include every size for each type, so an adjustment would need to be made to the mass given in the table.

e.g. Half hour fire door 2040 x 826 x 44 mm = 25-37.5 kg  
 2300 x 926 x 44 mm  
 26% greater = 31.5-47.25 kg

Mass ranges of typical doors	Size (mm)	Mass (kg)	Duty
Cupboard, wardrobe, cabinet, louvered doors and shutters	2040 x 626 x 40	3 to 10	Light
Light internal large wardrobe and large louvered doors	2040 x 926 x 40	10 to 17.5	Light
Medium internal doors	2040 x 1012 x 40	17.5 to 25	Medium
Heavy internal doors	2040 x 1012 x 40	25 to 37.5	Medium
Half hour fire doors	2040 x 826 x 44	25 to 37.5	Heavy
Light external fire doors	2040 x 907 x 40	20 to 37.5	Heavy
Heavy external fire doors	2040x 1002 x 44	37.5 to 55	Heavy
One hour fire doors	2040x 826 x 54	37.5 to 72.5	Heavy
Oversize or special external doors	2040 x 1200	55 to 110	Heavy

<b>1</b>	Security Systems for Furniture Applications
<b>2</b>	Stand-alone Access Systems
<b>3</b>	Online Access Systems
<b>4</b>	Biometrics
<b>5</b>	Keys and Tags
<b>6</b>	Locking Hardware
<b>7</b>	Ancillary Products
<b>8</b>	Door Closers
<b>9</b>	Card Printers and Accessories
<b>10</b>	Fittings to Aid Disabled Persons
<b>11</b>	CCTV Security Systems
<b>12</b>	Gira Audio/Video Entry Systems