

## SLIDING DOOR SPECIFICATION SHEET

**Company Name**

**Häfele Account No.**

**Contact Name**

**Address**

**Job Ref**

**HUK Ref. (if known)**

**Date**

**Contact Phone No.**

**Contact Email**

**Please provide as much information as possible:**

**Location of door:**

Internal

External

Coastal

Residential

Commercial

Industrial

Top Hung

Bottom Rolling

Approx. Width of Opening (mm)

Approx. Height of Opening (mm)

Number of Doors Proposed in Opening

Approx. weight of each door (if known)

Door/Panel thickness (mm)

Metal

Timber/glazing

MDF

Hardwood

Softwood

Glass

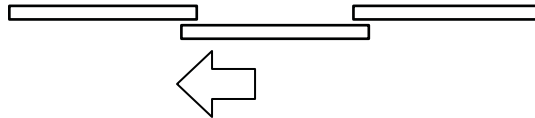
Other details (including details of the application:

INTERNAL USE ONLY:

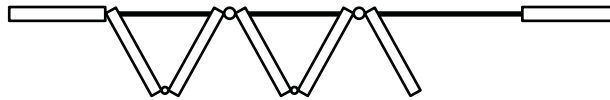
## SLIDING DOOR SPECIFICATION SHEET

Please select the category that your application falls under:

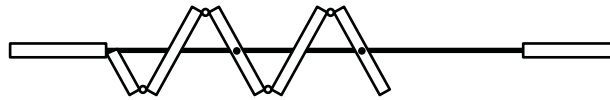
**Straight Sliding:**



**Endfold:**



**Centrefold:**



Please provide a basic plan drawing of your application as per the above sketched:

**Technical Support: Tel: 0800 181 4290, Email: [technicalsupport@hafele.co.uk](mailto:technicalsupport@hafele.co.uk)**

INTERNAL USE ONLY: